

**INTERNATIONAL PADEL  
FEDERATION**

---

**REGULATIONS  
OF THE  
PADEL GAME**

**INTERNATIONAL PADEL FEDERATION**

---

**Annex effective from 13.10.2017**

## FORWARD

---

The International Padel Federation (henceforth known as FIP) is the governing body of the game of padel. Included among its obligations is to determine the Rules of the Padel.

The FIP **Rules and Regulations Committee** will continually monitor the game and when it considers it necessary recommend changes at the General Meeting, which is the ultimate authority when making any changes to the Rules, in abidance with the Bye-Laws.

**Having received a request suggesting to accept again, only in the case of courts with glass walls, the side walls without step in order to allow a better view of the game by the public and the referee's Chair from the sideline positions, and taking into account that the number of times that the ball strikes in that area is statistically very low, it has been decided to prepare this Annex.**

**The document is also used to officialise the side walls of some solid wall courts which maintained a morphology without step, with the side wall of rectangular shape with base of four (4) m long and three (3) m high, or with a part of the wall presenting a slop instead of a step.**

**The present document was proposed and approved by the Annual General Meeting of Malaga, Spain, on 12/10/2017, and is incorporated into the Rules of the Game as Annex.**

**Note:** Except when stipulated otherwise, all references to "player" in these Rules relates to both male and female players.

## THE COURT

- SIDES

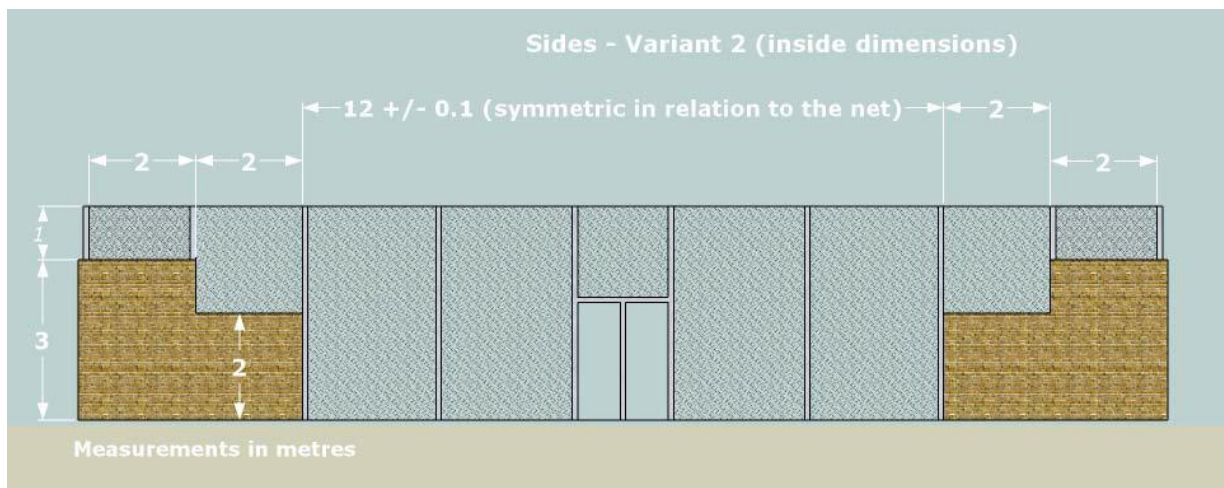
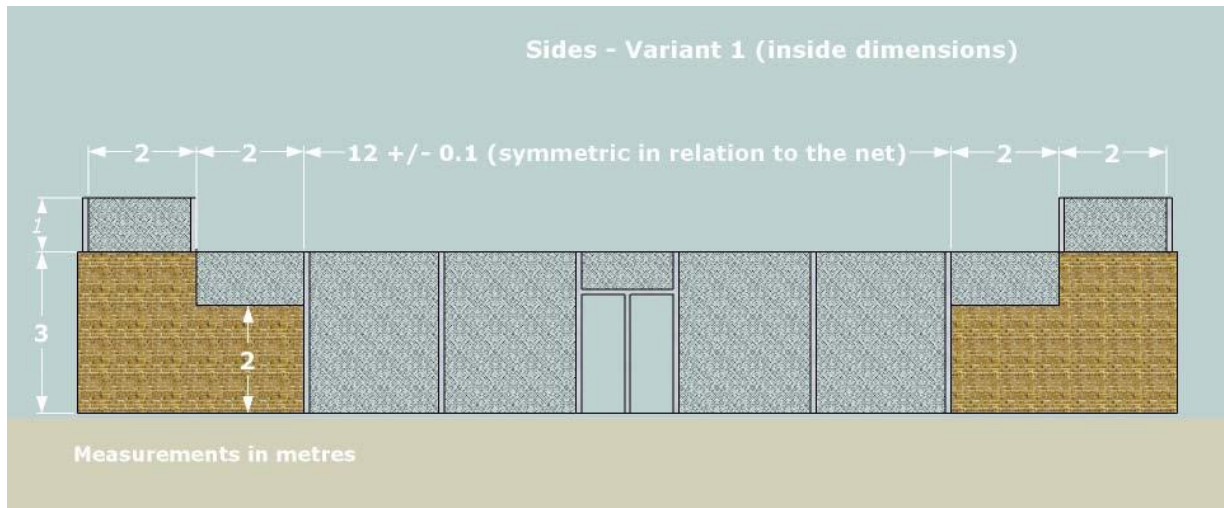
Regulation allows **four** variations on the lateral/side enclosures:

### *Variant 1*

Made up of stepped wall areas at both ends, the first step three (3) metres high x two (2) metres long and the second step two (2) metres high x two (2) metres long. Areas of metallic fencing complete the enclosure of up to three (3) metres in the centre sixteen (16) metres and up to four (4) metres at both ends.

### *Variant 2*

Made up of stepped wall areas at both ends, the first layer three (3) metres high x two (2) metres long and the second layer two (2) metres high x two (2) metres long. Areas of metallic fencing complete the enclosure of up to four (4) metres along the length.

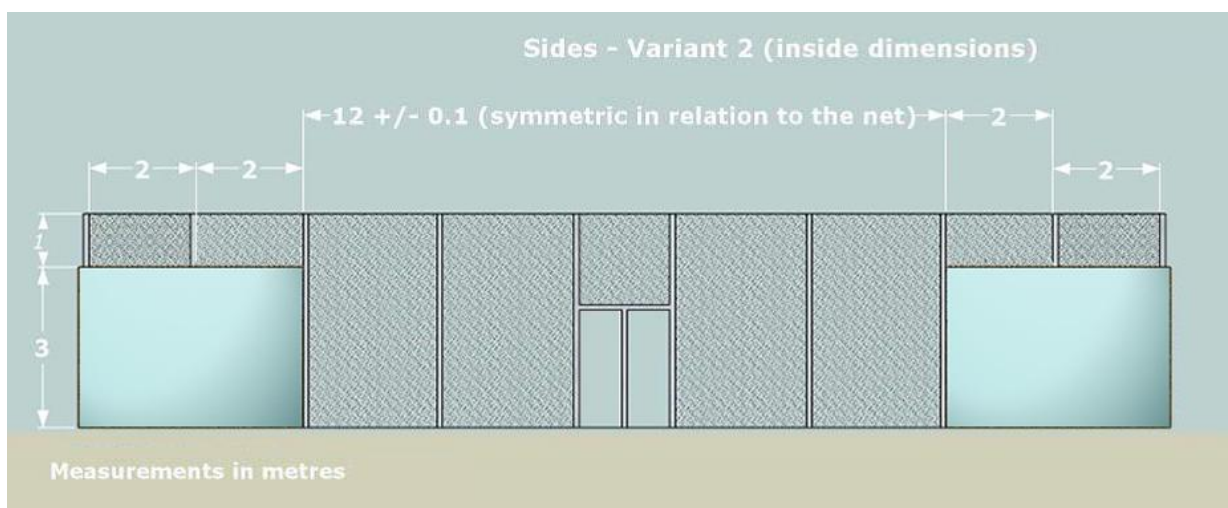
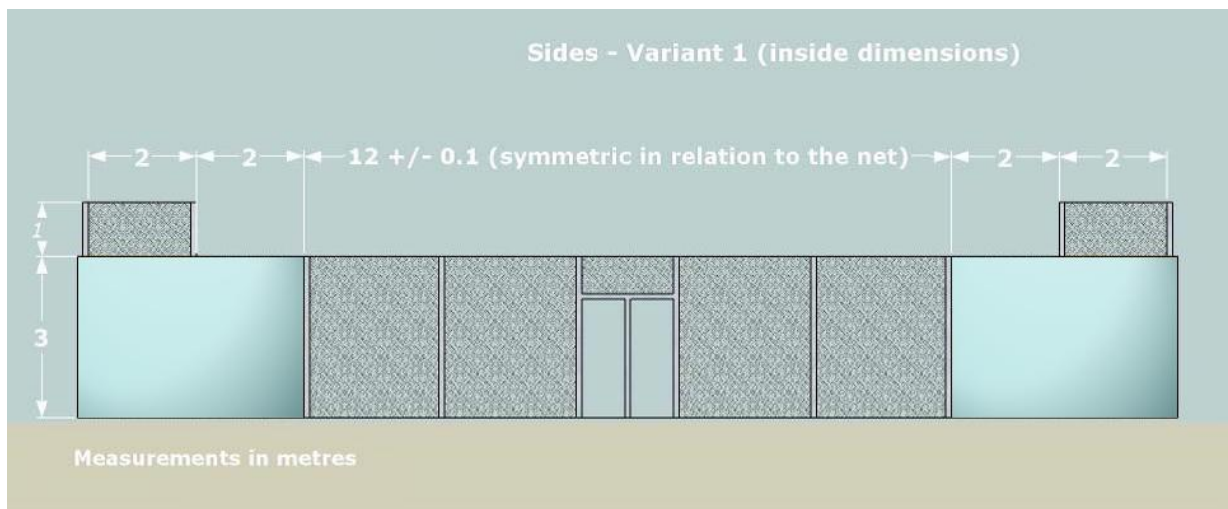


### ***Variant 1 Crystal***

Composed by a wall area at both end zones, three (3) metres high by four (4) metres in length, without step. Metal mesh areas complete the enclosure up to four (4) meters in height at the extreme two (2) meters.

### ***Variant 2 Crystal***

Composed by a wall area at both end zones, three (3) metres high by four (4) metres in length, without step. Metal mesh areas up to four (4) meters in height complete the balance of the enclosure.



The dimensions given are from the inside of the court.

The metallic fencing is always placed in line with the inner side of the wall.

In the case the metallic fencing is fixed to a frame, it's upper part must be free of elements that are not part of the metallic structure (i.e.: cables, electrical boxes, light devices, etc.).

The walls may be made of any transparent or opaque material (glass, brick, etc.) but always with the correct consistency and which ensures a uniform bounce of the ball. Whatever the material it must have a uniform surface which is hard and completely smooth and which allow bodily contact or sliding balls. The colour of opaque walls should be of one, uniform color and preferably of green, blue or terracotta tone, and clearly different than the floor surface colour. It will be allowed the logo imprinting or painting but not more than one for single wall and with dimension and colours that do not interfere with player's vision.

Glass courts must comply with the standards for tempered/plate glass:

- European Union: EN 12150-1.
- Other countries: Should consult their own standards.

The metallic fence should be made up of rhomboids or squares simply twisted or soldered but always with holes (diagonal measurement) no smaller than 5 cm and no larger than 7.08 cm. Recommended thickness of the wire is between 1.6 mm and 3 mm. With a maximum of 4 mm and a tension which allows the ball to bounce on it.

If a soldered fence is used all points of solder must be protected on both sides as to ensure against cuts or scratches. If the soldered mesh is not interlaced it must be in squares not rhomboids. The parallel metal threads must be on the inside and the vertical threads on the outside.

If the fence is simply twisted the torsion mechanism must be on the outside of the court and conveniently protected. The joins or seams must not have any sharp or pointed edges.

Both types of metallic fence must form a flat and vertical surface and must ensure that the above characteristics are always maintained.

*Case 2: If it is deemed necessary to increase the height of the metallic fence over and above the stipulated limits (variant 1 and 2) to avoid the ball leaving the court. A white metal strip should be placed at either 3 m or 4 m correspondingly to clearly differentiate a valid from non valid point during the match.*

*If the ball hits the white metal strip it is considered out.*